



**2003 Municipal Election Results**  
 Official Results  
 Refresh your browser window for current results.

[View Precinct Report](#)

**Election Results - Summary Report**

<b>PRECINCTS COUNTED - TOTAL</b>			
	Votes	Vote %	Bar Graph
PRECINCTS COUNTED - TOTAL	917	100.00%	

<b>REGISTERED VOTERS - TOTAL</b>			
<b>Precincts Reporting</b>			
917 / 917 (100.00%)			
	Votes	Vote %	Bar Graph
REGISTERED VOTERS - TOTAL	561,065	100.00%	

<b>BALLOTS CAST - TOTAL</b>			
<b>Precincts Reporting</b>			
917 / 917 (100.00%)			
	Votes	Vote %	Bar Graph
BALLOTS CAST - TOTAL	150,440	100.00%	

<b>STRAIGHT PARTY</b>			
<b>Precincts Reporting</b>			
914 / 914 (100.00%)			
(1 to be elected)	Votes	Vote %	Bar Graph
REPUBLICAN PARTY (REP)	41,122	41.13%	
DEMOCRATIC PARTY (DEM)	58,282	58.30%	
LIBERTARIAN PARTY (LIB)	570	0.57%	

<b>STRAIGHT PARTY</b>			
<b>Precincts Reporting</b>			
3 / 3 (100.00%)			
(1 to be elected)	Votes	Vote %	Bar Graph
REPUBLICAN PARTY (REP)	139	73.54%	
DEMOCRATIC PARTY (DEM)	50	26.46%	

<b>MAYOR CITY OF INDIANAPOLIS</b>			
<b>Precincts Reporting</b>			
914 / 914 (100.00%)			
(1 to be elected)	Votes	Vote %	Bar Graph
1A GREG JORDAN (REP)	55,354	37.37%	
1B BART PETERSON (DEM)	92,763	62.62%	
JOHN LEROY PLEMONS	13	0.01%	

<b>CITY-COUNTY COUNCIL AT-LARGE</b>			
<b>Precincts Reporting</b>			
914 / 914 (100.00%)			

(4 to be elected)	Votes	Vote %	Bar Graph
2A SEAN G. FRICK (REP)	67,317	11.77%	
3A C. HANSEN-RIVERA (REP)	65,102	11.38%	
4A J. SHATTUCK MCHENRY (REP)	64,658	11.31%	
5A PETER PIZARRO (REP)	63,669	11.13%	
2B ROZELLE BOYD (DEM)	74,849	13.09%	
3B LONNELL CONLEY (DEM)	69,374	12.13%	
4B RON GIBSON (DEM)	74,635	13.05%	
5B JOANNE M. SANDERS (DEM)	76,612	13.40%	
2C J. R. COLEMAN (LIB)	4,547	0.80%	
3C THOMAS SANDERS (LIB)	4,959	0.87%	
4C TOSCA WEBB (LIB)	3,519	0.62%	
5C LEGITA WILSON (LIB)	2,690	0.47%	

<b>CITY-COUNTY COUNCIL DISTRICT 1</b>		<b>Precincts Reporting 32 / 32 (100.00%)</b>	
(1 to be elected)	Votes	Vote %	Bar Graph
6A ISAAC RANDOLPH JR. (REP)	3,528	49.73%	
6B RICKY D. HENCE (DEM)	3,446	48.57%	
6C MARGARET KANTZ (LIB)	121	1.71%	




<b>CITY-COUNTY COUNCIL DISTRICT 2</b>		<b>Precincts Reporting 42 / 42 (100.00%)</b>	
(1 to be elected)	Votes	Vote %	Bar Graph
6A E. M. KARLSON (REP)	2,913	42.91%	
6B ANGELA L. MANSFIELD (DEM)	3,754	55.30%	
6C DAN DREXLER (LIB)	121	1.78%	




<b>CITY-COUNTY COUNCIL DISTRICT 3</b>		<b>Precincts Reporting 48 / 48 (100.00%)</b>	
(1 to be elected)	Votes	Vote %	Bar Graph
6A JAMES S. BRADFORD (REP)	4,808	54.48%	
6B M. D. EDMONDSON (DEM)	3,735	42.32%	
6C JAMES DUDLEY (LIB)	282	3.20%	




<b>CITY-COUNTY COUNCIL DISTRICT 4</b>		<b>Precincts Reporting 46 / 46 (100.00%)</b>	
(1 to be elected)	Votes	Vote %	Bar Graph
6A SCOTT M. SCHNEIDER (REP)	4,519	52.08%	
6B KIP TEW (DEM)	4,158	47.92%	



<b>CITY-COUNTY COUNCIL DISTRICT 5</b>		<b>Precincts Reporting 38 / 38 (100.00%)</b>	
(1 to be elected)	Votes	Vote %	Bar Graph
6A VIRGINIA J. CAIN (REP)	4,553	66.57%	
6B MARK K. SULLIVAN (DEM)	2,286	33.43%	




<b>CITY-COUNTY COUNCIL DISTRICT 6</b>		<b>Precincts Reporting 30 / 30 (100.00%)</b>	
(1 to be elected)	Votes	Vote %	Bar Graph


6A LYNN A. MCWHIRTER (REP)	2,425	50.31%	
6B CHARLOTTE M. SCOTT (DEM)	2,254	46.76%	
6C KEVIN R. FLEMING (LIB)	141	2.93%	




<b>CITY-COUNTY COUNCIL DISTRICT 7</b>		<b>Precincts Reporting 34 / 34 (100.00%)</b>	
(1 to be elected)	Votes	Vote %	Bar Graph
6A JOHN BAINBRIDGE (REP)	2,121	38.13%	
6B GREG BOWES (DEM)	3,352	60.26%	
6C CYRUS HAYAT (LIB)	90	1.62%	




<b>CITY-COUNTY COUNCIL DISTRICT 8</b>		<b>Precincts Reporting 44 / 44 (100.00%)</b>	
(1 to be elected)	Votes	Vote %	Bar Graph
6A GREGORY WRIGHT (REP)	2,163	25.27%	
6B MONROE GRAY JR. (DEM)	6,212	72.59%	
6C WEBSTER SMITH (LIB)	183	2.14%	



<b>CITY-COUNTY COUNCIL DISTRICT 9</b>		<b>Precincts Reporting 47 / 47 (100.00%)</b>	
(1 to be elected)	Votes	Vote %	Bar Graph
6A LINDA M. IVEY (REP)	624	10.41%	
6B JACKIE NYTES (DEM)	5,372	89.59%	




<b>CITY-COUNTY COUNCIL DISTRICT 10</b>		<b>Precincts Reporting 40 / 40 (100.00%)</b>	
(1 to be elected)	Votes	Vote %	Bar Graph
6A HENRI DALE GAITHER (REP)	844	17.95%	
6B WILLIAM C. OLIVER (DEM)	3,711	78.92%	
6C KURT ST. ANGELO (LIB)	147	3.13%	




<b>CITY-COUNTY COUNCIL DISTRICT 11</b>		<b>Precincts Reporting 45 / 45 (100.00%)</b>	
(1 to be elected)	Votes	Vote %	Bar Graph
6B STEVE TALLEY (DEM)	5,075	100.00%	




<b>CITY-COUNTY COUNCIL DISTRICT 12</b>		<b>Precincts Reporting 28 / 28 (100.00%)</b>	
(1 to be elected)	Votes	Vote %	Bar Graph
6A CURTIS L. COONROD (REP)	3,043	48.34%	
6B SHERRON FRANKLIN (DEM)	3,056	48.55%	
6C TIMOTHY QUIGLEY (LIB)	196	3.11%	



<b>CITY-COUNTY COUNCIL DISTRICT 13</b>		<b>Precincts Reporting 33 / 33 (100.00%)</b>	
(1 to be elected)	Votes	Vote %	Bar Graph
6A EARL W. SALISBURY (REP)	2,621	53.64%	
6B ANDREW T. KERR (DEM)	2,024	41.42%	
6C J. MEISENHOLDER (LIB)	241	4.93%	



<b>CITY-COUNTY COUNCIL DISTRICT 14</b>		<b>Precincts Reporting 36 / 36 (100.00%)</b>	
(1 to be elected)	Votes	Vote %	Bar Graph
6A MARILYN PFISTERER (REP)	2,080	52.34%	
6B STEVE CRAFTON (DEM)	1,894	47.66%	




<b>CITY-COUNTY COUNCIL DISTRICT 15</b>		<b>Precincts Reporting 42 / 42 (100.00%)</b>	
(1 to be elected)	Votes	Vote %	Bar Graph
6A PHILLIP SCHOFFSTALL (REP)	531	10.90%	
6B P. MUUMBA ABDULLAH (DEM)	4,080	83.73%	
6C BRAD KLOPFENSTEIN (LIB)	262	5.38%	

<b>CITY-COUNTY COUNCIL DISTRICT 16</b>		<b>Precincts Reporting 31 / 31 (100.00%)</b>	
(1 to be elected)	Votes	Vote %	Bar Graph
6A J. SCOTT KELLER (REP)	1,407	48.52%	
6B KAREN C. HORSEMAN (DEM)	1,404	48.41%	
6C ANDREW F. HART (LIB)	89	3.07%	



<b>CITY-COUNTY COUNCIL DISTRICT 17</b>		<b>Precincts Reporting 41 / 41 (100.00%)</b>	
(1 to be elected)	Votes	Vote %	Bar Graph
6A JODY L. TILFORD (REP)	2,033	35.90%	
6B M.B. MORIARTY ADAMS (DEM)	3,522	62.19%	
6C JAMES L. RAINEY (LIB)	108	1.91%	



<b>CITY-COUNTY COUNCIL DISTRICT 18</b>		<b>Precincts Reporting 27 / 27 (100.00%)</b>	
(1 to be elected)	Votes	Vote %	Bar Graph
6A SCOTT A. MILLER (REP)	1,678	38.29%	
6B VERNON A. BROWN (DEM)	2,704	61.71%	




<b>CITY-COUNTY COUNCIL DISTRICT 19</b>		<b>Precincts Reporting 34 / 34 (100.00%)</b>	
(1 to be elected)	Votes	Vote %	Bar Graph
6A ROGER BOWSER (REP)	1,360	46.80%	
6B DANE MAHERN (DEM)	1,546	53.20%	




<b>CITY-COUNTY COUNCIL DISTRICT 20</b>		<b>Precincts Reporting 37 / 37 (100.00%)</b>	
(1 to be elected)	Votes	Vote %	Bar Graph
6A N. SUSIE DAY (REP)	2,634	50.55%	
6B AMBER M. WATKINS (DEM)	2,438	46.79%	
6C ROBIN K. CAMPBELL (LIB)	139	2.67%	




<b>CITY-COUNTY COUNCIL DISTRICT 21</b>		<b>Precincts Reporting 37 / 37 (100.00%)</b>	
(1 to be elected)	Votes	Vote %	Bar Graph



(1 to be elected)	Votes	Vote %	Bar Graph
6A LANCE A. LANGSFORD (REP)	3,602	58.50%	
6B FRANK J. DAVIS (DEM)	2,555	41.50%	

<b>CITY-COUNTY COUNCIL DISTRICT 22</b>		<b>Precincts Reporting 28 / 28 (100.00%)</b>	
(1 to be elected)	Votes	Vote %	Bar Graph
6A BOB COCKRUM (REP)	2,948	58.74%	
6B DANNY J. WHITE (DEM)	1,380	27.50%	
6C GREGORY A. DIXON (LIB)	691	13.77%	




<b>CITY-COUNTY COUNCIL DISTRICT 23</b>		<b>Precincts Reporting 35 / 35 (100.00%)</b>	
(1 to be elected)	Votes	Vote %	Bar Graph
6A PHILIP C. BORST (REP)	3,682	65.64%	
6B HELEN MURPHY (DEM)	1,711	30.50%	
6C LEWIS J. RICHARDSON (LIB)	216	3.85%	

<b>CITY-COUNTY COUNCIL DISTRICT 24</b>		<b>Precincts Reporting 33 / 33 (100.00%)</b>	
(1 to be elected)	Votes	Vote %	Bar Graph
6A MICHAEL SPEEDY (REP)	3,479	56.94%	
6B LAURIE LAYTON (DEM)	2,497	40.87%	
6C J. SATTERTHWAITTE (LIB)	134	2.19%	

<b>CITY-COUNTY COUNCIL DISTRICT 25</b>		<b>Precincts Reporting 26 / 26 (100.00%)</b>	
(1 to be elected)	Votes	Vote %	Bar Graph
6A LINCOLN PLOWMAN (REP)	4,415	65.63%	
6B K. R. C. KENNEDY (DEM)	2,127	31.62%	
6C PAMELA F. WILLIAMS (LIB)	185	2.75%	


<b>MAYOR CITY OF BEECH GROVE</b>		<b>Precincts Reporting 16 / 16 (100.00%)</b>	
(1 to be elected)	Votes	Vote %	Bar Graph
7A DONALD JOE WRIGHT (REP)	1,809	53.58%	
7B J. WARNER WILEY (DEM)	1,567	46.42%	

<b>CLERK-TREASURER CITY OF BEECH GROVE</b>		<b>Precincts Reporting 16 / 16 (100.00%)</b>	
(1 to be elected)	Votes	Vote %	Bar Graph
8A MARY A. CARPENTER (REP)	1,772	53.47%	
9B JANE K. REGENSBURG (DEM)	1,542	46.53%	




<b>CITY COUNCIL AT LARGE CITY OF BEECH GROVE</b>		<b>Precincts Reporting 16 / 16 (100.00%)</b>	
(2 to be elected)	Votes	Vote %	Bar Graph
9A KATHY COATES (REP)	1,761	27.66%	
10A J. J. PRINDLE JR. (REP)	1,742	27.36%	
9B GARY A. PIERSON (DEM)	1,489	23.39%	

10B L. HARRY RUSSELL (DEM)	1,374	21.58%	
----------------------------	-------	--------	---



**CITY COUNCIL CITY OF BEECH GROVE DISTRICT Precincts Reporting**  
**1** **4 / 4 (100.00%)**

(1 to be elected)	Votes	Vote %	Bar Graph
15A KEVIN D. ROESSLER (REP)	390	47.45%	
15B MARY E. STEWART (DEM)	432	52.55%	



**CITY COUNCIL CITY OF BEECH GROVE DISTRICT Precincts Reporting**  
**2** **4 / 4 (100.00%)**

(1 to be elected)	Votes	Vote %	Bar Graph
15A W.C. CARPENTER III (REP)	252	50.70%	
15B STEPHEN E. BAUER (DEM)	222	44.67%	
15C DENNIS WILSON (LIB)	23	4.63%	



**CITY COUNCIL CITY OF BEECH GROVE DISTRICT Precincts Reporting**  
**3** **4 / 4 (100.00%)**

(1 to be elected)	Votes	Vote %	Bar Graph
15A ROY EDWARDS JR. (REP)	472	53.45%	
15B JERRY L. HUBBS (DEM)	411	46.55%	



**CITY COUNCIL CITY OF BEECH GROVE DISTRICT Precincts Reporting**  
**4** **3 / 3 (100.00%)**

(1 to be elected)	Votes	Vote %	Bar Graph
15A I. R. HARRIS III (REP)	276	55.20%	
15B M. JOHNSON SR. (DEM)	224	44.80%	


**CITY COUNCIL CITY OF BEECH GROVE DISTRICT Precincts Reporting**  
**5** **4 / 4 (100.00%)**

(1 to be elected)	Votes	Vote %	Bar Graph
15A TROY GENE HUMPHREY (REP)	333	57.51%	
15B DICK WATKINS (DEM)	246	42.49%	

**MAYOR CITY OF LAWRENCE Precincts Reporting**  
**34 / 34 (100.00%)**

(1 to be elected)	Votes	Vote %	Bar Graph
7A TOM SCHNEIDER (REP)	3,340	43.58%	
7B DEBORAH CANTWELL (DEM)	4,324	56.42%	

**CITY CLERK CITY OF LAWRENCE Precincts Reporting**  
**34 / 34 (100.00%)**

(1 to be elected)	Votes	Vote %	Bar Graph
8A KATHLEEN WALTON (REP)	4,645	100.00%	

**CITY COUNCIL AT LARGE CITY OF LAWRENCE Precincts Reporting**  
**34 / 34 (100.00%)**

(3 to be elected)	Votes	Vote %	Bar Graph
9A DONALD K. POTEAT (REP)	3,634	17.02%	

10A R. DOUGLAS REESER (REP)	3,829	17.94%	
11A PAUL T. WHITEHEAD (REP)	3,775	17.68%	
9B W. H. DECKER JR. (DEM)	3,256	15.25%	
10B DEAN E. JESSUP (DEM)	3,369	15.78%	
11B ALFRED L. STONE (DEM)	3,051	14.29%	
9C RUTH IRENE BARNES (LIB)	433	2.03%	

<b>CITY COUNCIL CITY OF LAWRENCE DISTRICT 1</b>		<b>Precincts Reporting 6 / 6 (100.00%)</b>	
(1 to be elected)	Votes	Vote %	Bar Graph
15A GEORGE E. KELLER (REP)	264	37.93%	
15B CELESTE JAFFE (DEM)	412	59.20%	
15C E. JONATHAN BARNES (LIB)	20	2.87%	

<b>CITY COUNCIL CITY OF LAWRENCE DISTRICT 2</b>		<b>Precincts Reporting 7 / 7 (100.00%)</b>	
(1 to be elected)	Votes	Vote %	Bar Graph
15A GEORGE F. CALLAHAN (REP)	458	45.71%	
15B LINDA K. TREAT (DEM)	544	54.29%	

<b>CITY COUNCIL CITY OF LAWRENCE DISTRICT 3</b>		<b>Precincts Reporting 6 / 6 (100.00%)</b>	
(1 to be elected)	Votes	Vote %	Bar Graph
15A WARREN W. WHITE (REP)	813	49.15%	
15B ROBYN W. JARRELL (DEM)	841	50.85%	

<b>CITY COUNCIL CITY OF LAWRENCE DISTRICT 4</b>		<b>Precincts Reporting 5 / 5 (100.00%)</b>	
(1 to be elected)	Votes	Vote %	Bar Graph
15A MARION A. HALL (REP)	734	100.00%	

<b>CITY COUNCIL CITY OF LAWRENCE DISTRICT 5</b>		<b>Precincts Reporting 6 / 6 (100.00%)</b>	
(1 to be elected)	Votes	Vote %	Bar Graph
15A DEE K. LOWRY (REP)	960	64.52%	
15B BETTY ROBINSON (DEM)	528	35.48%	

<b>CITY COUNCIL CITY OF LAWRENCE DISTRICT 6</b>		<b>Precincts Reporting 4 / 4 (100.00%)</b>	
(1 to be elected)	Votes	Vote %	Bar Graph
15A KYLE WALKER (REP)	797	61.83%	
15B SUZANN FISCHMAN (DEM)	492	38.17%	

<b>MAYOR CITY OF SOUTHPORT</b>		<b>Precincts Reporting 2 / 2 (100.00%)</b>	
(1 to be elected)	Votes	Vote %	Bar Graph
7A NANNETTE TUNGET (REP)	308	100.00%	

		<b>Precincts Reporting</b>	
--	--	----------------------------	--

<b>CLERK-TREASURER CITY OF SOUTHPORT</b>		<b>2 / 2 (100.00%)</b>	
(1 to be elected)	Votes	Vote %	Bar Graph
8A T.G.MATTHEWS-FANNIN (REP)	298	100.00%	



<b>CITY COUNCIL AT LARGE CITY OF SOUTHPORT</b>		<b>Precincts Reporting 2 / 2 (100.00%)</b>	
(1 to be elected)	Votes	Vote %	Bar Graph
9A M. HAWKINS-WOOD (REP)	278	100.00%	



<b>CITY COUNCIL CITY OF SOUTHPORT DISTRICT 1</b>		<b>Precincts Reporting 2 / 2 (100.00%)</b>	
(1 to be elected)	Votes	Vote %	Bar Graph
10A GREG DANT (REP)	283	100.00%	



<b>CITY COUNCIL CITY OF SOUTHPORT DISTRICT 2</b>		<b>Precincts Reporting 2 / 2 (100.00%)</b>	
(1 to be elected)	Votes	Vote %	Bar Graph
11A GEORGE JULIUS (REP)	276	100.00%	

<b>CITY COUNCIL CITY OF SOUTHPORT DISTRICT 3</b>		<b>Precincts Reporting 2 / 2 (100.00%)</b>	
(1 to be elected)	Votes	Vote %	Bar Graph
12A RUTH E. JONES (REP)	275	100.00%	

<b>CITY COUNCIL CITY OF SOUTHPORT DISTRICT 4</b>		<b>Precincts Reporting 2 / 2 (100.00%)</b>	
(1 to be elected)	Votes	Vote %	Bar Graph
13A DIANNE F. NIETEN (REP)	274	100.00%	

<b>CLERK-TREASURER TOWN OF CLERMONT</b>		<b>Precincts Reporting 4 / 4 (100.00%)</b>	
(1 to be elected)	Votes	Vote %	Bar Graph
8A HEATHER L. BARRETT (REP)	202	47.31%	
8D E. CHARLES HORNER (IND)	225	52.69%	

<b>TOWN COUNCIL AT-LARGE TOWN OF CLERMONT</b>		<b>Precincts Reporting 4 / 4 (100.00%)</b>	
(2 to be elected)	Votes	Vote %	Bar Graph
9A ELIZABETH CODY (REP)	279	52.25%	
10A JACK L. SURBER (REP)	255	47.75%	

<b>TOWN COUNCIL TOWN OF CLERMONT DISTRICT 1</b>		<b>Precincts Reporting 4 / 4 (100.00%)</b>	
(1 to be elected)	Votes	Vote %	Bar Graph
11A JOHN E. MILLER (REP)	193	44.88%	
11D ROBERT V. HINSHAW (IND)	237	55.12%	

<b>TOWN COUNCIL TOWN OF CLERMONT DISTRICT</b>		<b>Precincts Reporting 4 / 4 (100.00%)</b>	
---	--	--	--

<b>3</b>			
(1 to be elected)	Votes	Vote %	Bar Graph
12A ERNEST E. HACKER (REP)	165	38.11%	
12D VONDA KIGER (IND)	268	61.89%	

<b>CLERK-TREASURER TOWN OF CROW'S NEST</b>		<b>Precincts Reporting 1 / 1 (100.00%)</b>	
(1 to be elected)	Votes	Vote %	Bar Graph
8D GILBERT S. DANIELS (IND)	22	100.00%	

<b>TOWN COUNCIL AT-LARGE TOWN OF CROW'S NEST</b>		<b>Precincts Reporting 1 / 1 (100.00%)</b>	
(3 to be elected)	Votes	Vote %	Bar Graph
9D CHARLES BANTZ (IND)	19	31.15%	
10D THOMAS O'BRIEN (IND)	20	32.79%	
11D RICHARD D. WOOD (IND)	22	36.07%	

<b>CLERK-TREASURER TOWN OF CUMBERLAND</b>		<b>Precincts Reporting 5 / 5 (100.00%)</b>	
(1 to be elected)	Votes	Vote %	Bar Graph
8A KAY DASHLEY (REP)	458	57.11%	
8B JERRY D. WILSON (DEM)	344	42.89%	

<b>TOWN COUNCIL TOWN OF CUMBERLAND DISTRICT 1</b>		<b>Precincts Reporting 1 / 1 (100.00%)</b>	
(1 to be elected)	Votes	Vote %	Bar Graph
15A SANDRA J. COTTEY (REP)	90	55.90%	
15B LOU KRUG (DEM)	71	44.10%	

<b>TOWN COUNCIL TOWN OF CUMBERLAND DISTRICT 2</b>		<b>Precincts Reporting 1 / 1 (100.00%)</b>	
(1 to be elected)	Votes	Vote %	Bar Graph
15A BRIAN R. GRITTER (REP)	44	55.00%	
15B TAMMY J. CUMBEE (DEM)	36	45.00%	

<b>TOWN COUNCIL TOWN OF CUMBERLAND DISTRICT 3</b>		<b>Precincts Reporting 1 / 1 (100.00%)</b>	
(1 to be elected)	Votes	Vote %	Bar Graph
15A RON SULLIVAN (REP)	115	100.00%	

<b>TOWN COUNCIL TOWN OF CUMBERLAND DISTRICT 4</b>		<b>Precincts Reporting 2 / 2 (100.00%)</b>	
(1 to be elected)	Votes	Vote %	Bar Graph
15B MARK REYNOLD (DEM)	89	100.00%	

<b>TOWN COUNCIL TOWN OF CUMBERLAND DISTRICT 5</b>		<b>Precincts Reporting 2 / 2 (100.00%)</b>	
(1 to be elected)	Votes	Vote %	Bar Graph
15B MARK REYNOLD (DEM)	89	100.00%	

(1 to be elected)	Votes	Vote %	Bar Graph
15A CHARLENE M. MASSEY (REP)	143	49.48%	
15B DON ENGERER (DEM)	146	50.52%	

<b>CLERK-TREASURER TOWN OF HOMECROFT</b>		<b>Precincts Reporting 3 / 3 (100.00%)</b>	
(1 to be elected)	Votes	Vote %	Bar Graph
8A T. J. KOPPEL JR. (REP)	143	100.00%	

<b>TOWN COUNCIL AT LARGE TOWN OF HOMECROFT</b>		<b>Precincts Reporting 3 / 3 (100.00%)</b>	
(4 to be elected)	Votes	Vote %	Bar Graph
9A WILLIAM J. COOMES (REP)	125	23.99%	
10A TIMOTHY EICKHOFF (REP)	129	24.76%	
11A BARBARA K. JONES (REP)	133	25.53%	
12A C. J. MOSIER (REP)	134	25.72%	

<b>CLERK-TREASURER TOWN OF MERIDIAN HILLS</b>		<b>Precincts Reporting 3 / 3 (100.00%)</b>	
(1 to be elected)	Votes	Vote %	Bar Graph
8A WILLIAM R. NUNERY (REP)	589	100.00%	








<b>TOWN COUNCIL MERIDIAN HILLS DISTRICT 1</b>		<b>Precincts Reporting 3 / 3 (100.00%)</b>	
(1 to be elected)	Votes	Vote %	Bar Graph
15A EDWARD M. PERRY (REP)	67	23.84%	
15D K. K. IVCEVICH (IND)	214	76.16%	


<b>TOWN COUNCIL MERIDIAN HILLS DISTRICT 2</b>		<b>Precincts Reporting 1 / 1 (100.00%)</b>	
(1 to be elected)	Votes	Vote %	Bar Graph
15A J. ALLAN HALL (REP)	87	36.25%	
15D ABBE HOHMANN (IND)	153	63.75%	



<b>TOWN COUNCIL MERIDIAN HILLS DIST. 3</b>		<b>Precincts Reporting 2 / 2 (100.00%)</b>	
(1 to be elected)	Votes	Vote %	Bar Graph
15A W. BROWN FREIHOFER (REP)	73	31.06%	
15D T. W. O'BRIEN (IND)	162	68.94%	



<b>CLERK-TREASURER TOWN OF ROCKY RIPPLE</b>		<b>Precincts Reporting 1 / 1 (100.00%)</b>	
(1 to be elected)	Votes	Vote %	Bar Graph
8A MARGARET ANN JANSEN (REP)	186	66.43%	
8D CATHY HURT (IND)	94	33.57%	


<b>TOWN COUNCIL AT-LARGE TOWN OF ROCKY RIPPLE</b>		<b>Precincts Reporting 1 / 1 (100.00%)</b>	
(3 to be elected)	Votes	Vote %	Bar Graph



9A CARLA GAFF-CLARK (REP)	130	17.02%	
10A G. W. GOODRICH (REP)	152	19.90%	
11A DALE S. JOHNSON (REP)	144	18.85%	
9B ANTHONY F. FURDOCK (DEM)	115	15.05%	
10B PAUL REDMOND (DEM)	110	14.40%	
11B KAREN STONE (DEM)	103	13.48%	
DAVID B. JULIAN	10	1.31%	


<b>CLERK-TREASURER TOWN OF SPEEDWAY</b>		<b>Precincts Reporting 21 / 21 (100.00%)</b>	
(1 to be elected)	Votes	Vote %	Bar Graph
8A SHARON L. ZISHKA (REP)	1,899	100.00%	

<b>TOWN COUNCIL TOWN OF SPEEDWAY DISTRICT 1</b>		<b>Precincts Reporting 21 / 21 (100.00%)</b>	
(1 to be elected)	Votes	Vote %	Bar Graph
9A EDWARD FRAZIER (REP)	1,729	67.25%	
9B GLENN M. GOSS (DEM)	842	32.75%	

<b>TOWN COUNCIL TOWN OF SPEEDWAY DISTRICT 2</b>		<b>Precincts Reporting 21 / 21 (100.00%)</b>	
(1 to be elected)	Votes	Vote %	Bar Graph
10A JEFF S. HARTMAN (REP)	1,725	67.36%	
10B TRENT W. STRADER (DEM)	836	32.64%	




<b>TOWN COUNCIL TOWN OF SPEEDWAY DISTRICT 3</b>		<b>Precincts Reporting 21 / 21 (100.00%)</b>	
(1 to be elected)	Votes	Vote %	Bar Graph
11A DEAN T. FARMER (REP)	1,843	100.00%	

<b>TOWN COUNCIL TOWN OF SPEEDWAY DISTRICT 4</b>		<b>Precincts Reporting 21 / 21 (100.00%)</b>	
(1 to be elected)	Votes	Vote %	Bar Graph
12A WILLIAM T. GOLAY (REP)	1,675	65.63%	
12B GLENN B. GOSS (DEM)	877	34.37%	


<b>TOWN COUNCIL TOWN OF SPEEDWAY DISTRICT 5</b>		<b>Precincts Reporting 21 / 21 (100.00%)</b>	
(1 to be elected)	Votes	Vote %	Bar Graph
13A LUCINDA HILLMER (REP)	1,809	100.00%	


<b>CLERK-TREASURER TOWN OF WARREN PARK</b>		<b>Precincts Reporting 1 / 1 (100.00%)</b>	
(1 to be elected)	Votes	Vote %	Bar Graph
8A HAROLD E. BEAN JR. (REP)	66	100.00%	


<b>TOWN COUNCIL AT-LARGE TOWN OF WARREN</b>		<b>Precincts Reporting</b>	
---	--	----------------------------	--

<b>PARK</b>		<b>1 / 1 (100.00%)</b>	
(3 to be elected)	Votes	Vote %	Bar Graph
9A DIANA CRIDGE-PRICE (REP)	64	32.82%	
10A ROBERT L. GREGORY (REP)	65	33.33%	
11A CINDY S. TILFORD (REP)	66	33.85%	







<b>CLERK-TREASURER TOWN OF WILLIAMS CREEK</b>		<b>Precincts Reporting 1 / 1 (100.00%)</b>	
(1 to be elected)	Votes	Vote %	Bar Graph
8D PETER J. CISLAK (IND)	111	100.00%	

<b>TOWN COUNCIL TOWN OF WILLIAMS CREEK DISTRICT 1</b>		<b>Precincts Reporting 1 / 1 (100.00%)</b>	
(1 to be elected)	Votes	Vote %	Bar Graph
9D WILLIAM F. FECHTMAN (IND)	98	100.00%	

<b>TOWN COUNCIL TOWN OF WILLIAMS CREEK DISTRICT 2</b>		<b>Precincts Reporting 1 / 1 (100.00%)</b>	
(1 to be elected)	Votes	Vote %	Bar Graph
10D R. A. DICKINSON (IND)	87	100.00%	

<b>TOWN COUNCIL TOWN OF WILLIAMS CREEK DISTRICT 3</b>		<b>Precincts Reporting 1 / 1 (100.00%)</b>	
(1 to be elected)	Votes	Vote %	Bar Graph
11D DAVID REESE (IND)	90	100.00%	

<b>CLERK-TREASURER TOWN OF WYNNEDALE</b>		<b>Precincts Reporting 1 / 1 (100.00%)</b>	
(1 to be elected)	Votes	Vote %	Bar Graph
8D SHERRY WICKHAM (IND)	102	100.00%	

<b>TOWN COUNCIL AT-LARGE TOWN OF WYNNEDALE</b>		<b>Precincts Reporting 1 / 1 (100.00%)</b>	
(5 to be elected)	Votes	Vote %	Bar Graph
9D STEVEN COATES (IND)	99	17.37%	
10D JUDITH HALL (IND)	115	20.18%	
11D JOHN C. KINCAID (IND)	111	19.47%	
12D JON D. KINDRED (IND)	95	16.67%	
13D CRAIG H. RICE (IND)	57	10.00%	
14D RUSSELL RICHEY (IND)	93	16.32%	

Marion County Election Board

Run Date: Monday, November 10, 2003 12:51:36 PM EST

iReport System Copyright 2001 All Rights Reserved | essvote.com